



KEOFITT CLASSIC W9



KEOFITT CLASSIC W9 SAMPLING VALVE

The KEOFITT CLASSIC W9 Sampling Valve is considered the father of all steam-sterilizable sampling valves. Refined through 40 years of experience it remains KEOFITT's most popular sampling valve. Designed for the sampling of medium viscosity products in the range of 0-1000 cP with particles less than 3 mm in diameter, it covers most needs for liquid sampling. Sampling of more viscous liquids is possible, only will it take longer (depending on process pressure).

This valve is used in a range of industries such as brewery, dairy, pharmaceutical and bio-tech for products such as:










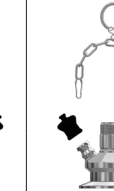

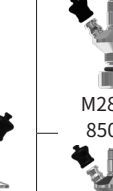





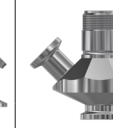








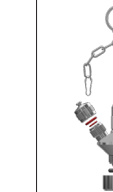


- Medical solutions
- Filtered Beer
- Creams and lotions
- Unprocessed milk

Besides the selection of the Valve Body and the Valve Head there are three different membrane materials to choose from: Silicone, EPDM and PTFE.

Accessories include quick couplings for the connection of tubing, piping and more.

























KEOFITT CLASSIC W9™ SAMPLING VALVE - BODIES












































	WELDING BODIES					CONNECTION BODIES						
	TANK WELDING	PIPE WELDING 1"	PIPE WELDING NW25	IN-LINE VERTICAL	IN-LINE HORIZONTAL	VARIVENT Ø50	VARIVENT Ø68	MINI CLAMP	CLAMP 1" & 1 1/2"	CLAMP 2"	CLAMP 3"	THREAD M28X1,5
HOSE PIECE	 850001	 850011	 850014	 850027*	 850028*	 850008	 850009	 850036	 850021	 850003	 850004	 M28X1,5 850031  DIN 11851 DN 10 850040
1/2" TRI-CLAMP	 850006	 850010	<i>on request</i>	<i>on request</i>	<i>on request</i>	 850020	 850013	 850039	 850022  850025	 850005  850026	<i>on request</i>	<i>on request</i>
THREAD M16X1,5	 850015	 850016	 850018	<i>on request</i>	<i>on request</i>	<i>on request</i>	<i>on request</i>	<i>on request</i>	 850024	<i>on request</i>	<i>on request</i>	 850037
1/2" WELDING ENDS	 850007	 850019	<i>on request</i>	<i>on request</i>	<i>on request</i>	<i>on request</i>	<i>on request</i>	<i>on request</i>	<i>on request</i>	<i>on request</i>	<i>on request</i>	<i>on request</i>

* ON REQUEST ONLY!




































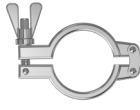
KEOFITT CLASSIC W9™ SAMPLING VALVE - HEADS

	TYPE H TURN KNOB 0-10 BAR (FFKM 0-6 BAR)	TYPE H TURN KNOB W/ MICROPORT 0-10 BAR	TYPE K KEY RING 0-10 BAR (FFKM 0-6 BAR)	TYPE K KEY RING W/OPT. MICROPORT 0-10 BAR	TYPE Q LEVER HANDLE 0-10 BAR (FFKM 0-6 BAR)	TYPE N PNEUMATIC 0-10 BAR (FFKM 0-6 BAR)	TYPE N PNEUMATIC, ADJUSTABLE 0-10 BAR (FFKM 0-6 BAR)	TYPE B NO SPRING 0-12 BAR(G)
SILICONE	 600041	 600048	 600042	 600049	 600043	 600044	 600045	 600047
EPDM	 600041E	 600048E	 600042E	 600049E	 600043E	 600044E	 600045E	 600047E
PTFE	 855541	<i>on request</i>	 855542	<i>on request</i>	 855543	 855544	 855545	 855547

KEOFITT CLASSIC W9™ - PARTS & ACCESSORIES

W9™ PARTS & ACCESSORIES	O-RINGS	 400208 EPDM 60X3	 400308 EPDM 42X3	 550184 FESTO	 600825 SILICONE 7.1X1.6	 600825E EPDM 7.1X1.6	 800830 SILICONE 10.3X2.4	 800830E EPDM 10.3X2.4	 800859 SILICONE 7.5X2.5	 900829 EPDM 21X4
	MEMBRANES	 600051 SILICONE	 600052 EPDM	 600251 SILICONE MP	 600252 EPDM MP	 850055 PTFE				
	FOR THREAD M16X1.5	 700061 STEEL CAP	 700062 HP W9 16X1.5	 700070 TUBE FITTING WL	 700071 TUBE FITTING PTFE	 700084 BARB 4MM	 700085 BARB 6MM			
	FOR HOSE PIECE	 550002 PTFE QC 0.5M	 550002.2 PTFE QC/TC 0.5M	 550003 PTFE QC 1.0M	 550003.2 PTFE QC/TC 1.0M	 550057 KÄRCHER ADAPTOR	 600062 RUBBER CAP	 800017 QC SPIKE BAG HOLDER	 800053 QC/QC W9	 800058 COIL
		 800059 XL COIL	 800061 QC PLUG	 800070 QC STEEL PIPE	 800082 QC HOSE BARB 3/8	 800083 QC TC	 800084 QC FOR CO2/O2 MEASUREMENTS	 800085 QC W9 MALE LUER LOCK	 800095 QC W9 FEMALE LUER LOCK	 800086 QC W9 WITH M4 HP
		 800088 QC HOSE BARB Ø4	 800091 QC W/HOSE BARB FOR PTFE 10/8	 800171 QC PTFE M16X1.5	 900031 HP MALE THREAD M12	 900045 QC SYRINGE INJECTION				

KEOFITT CLASSIC W9™ - PARTS & ACCESSORIES

W9™ PARTS & ACCESSORIES	FOR MINI TRI-CLAMP	 300021 CLAMP PTFE 10/8	 550004 PTFE TC 0.5M	 550005 PTFE TC 1.0M	 800014 ADAPTER TC/1"	 900096 ADAPTOR W9/W15 HP/TC	 900097 ADAPTER M4 HP/TC			
	FOR VALVE HEADS	 600076 KEY RING	 600149 BUSHING	 600255 TOOL PTFE	 900018 TOMMY BAR	 600170 LEVER HANDLE Q/N	 600370 LEVER HANDLE SELF-CLOSING			
	MISC.	 600063 SINGLE ST. ST. CHAIN	 600064 DOUBLE ST. ST. CHAIN	 600066 SINGLE ST. ST. CHAIN W/HOOK	 400166 PROXIMITY SENSOR	 600266 PROXIMITY SENSOR	 600267 PROXIMITMOUNTING KIT	 700108 HOSE PIECE	 800052 HOSE PIECE/ HOSE PIECE	 800075 WELDING PIECE FOR PTFE
		 850840 PINOL SCREW	 900008 SOCKET ALU-TANKS	 900022 NEEDLE	 900047 TUBE PTFE 10/8	 900069 WICK W9 VALVE MP	 900021 BLIND CAP	 900076 BLIND CAP 1"		
		 900074 GASKET EPDM 3/4"	 900087 GASKET 1/2"	 900091 GASKET EPDM 1"	 900092 GASKET EPDM 2"	 900093 GASKET EPDM 3"	 900075 CLAMP RING 1/2"	 900086 CLAMP RING 1"	 900186 CLAMP RING 2"	

HOW IT WORKS

